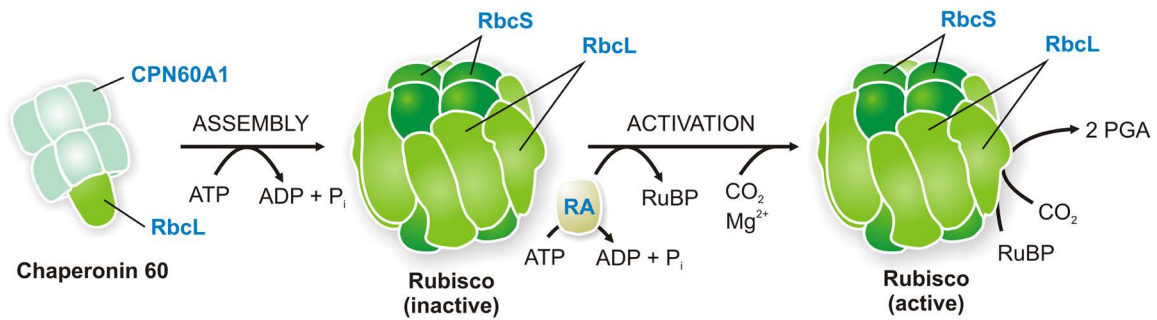


Rubisco antibodies

Rubisco (Ribulose-1,5-bisphosphate carboxylase/oxygenase) catalyzes the rate-limiting step of CO₂ fixation in photosynthetic organisms. Its homology has been demonstrated in everything from purple bacteria to flowering plants. Agrisera offers validated, high quality antibodies for detection and quantitation of Rubisco in a wide range of plant and algal species.



Product name	Product number	Applications
RbcL Rubisco large subunit, form I (rabbit antibody)	AS03 037	IG, IL, TP, WB
RbcL Rubisco large subunit, form I (affinity purified)	AS03 037A	IF, IG, TP, WB
RbcL Rubisco large subunit, form I, ALP-conjugated (40 µg)	AS03 037-ALP	WB
RbcL Rubisco large subunit, form I, Biotin-conjugated (40 µg)	AS03 037B	WB
RbcL Rubisco large subunit, form I, DyLight® 488-conjugated (40 µg)	AS03 037-DL488	IF
RbcL Rubisco large subunit, form I, DyLight® 594-conjugated (40 µg)	AS03 037-DL594	IF
RbcL Rubisco large subunit, form I, DyLight® 650-conjugated (40 µg)	AS03 037-DL650	IF
RbcL Rubisco large subunit, form I, HRP-conjugated (40 µg)	AS03 037-HRP	ELISA, WB
RbcL Rubisco large subunit, form I (chicken antibody)	AS01 017	IL, WB
RbcL II Rubisco large subunit, form II	AS15 2955	WB
Rubisco 557 kDa hexadecamer	AS07 218	IL, WB
RbcS Rubisco small subunit (SSU)	AS07 259	WB
RA Rubisco activase	AS10 700	WB
CPN60A1 Chaperonin 60 subunit alpha 1 (chloroplastic)	AS12 2613	WB
Rubisco ELISA quantitation kit	AS15 2994	ELISA
2 Rubisco quantitation kit	AS09 409set	WB
2 Photosynthesis Tool Kit - quantitation	AS04 051set	WB

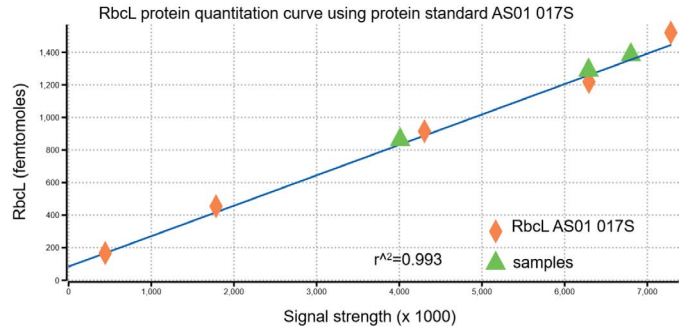
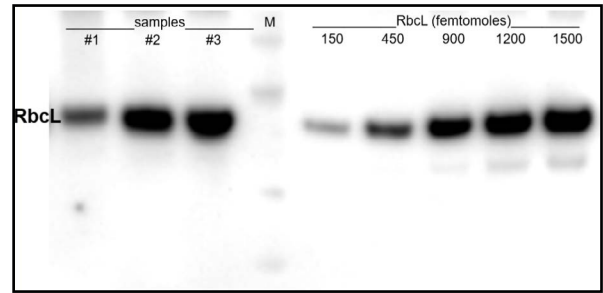
Antibodies for detection and quantitation of Rubisco – Reactive in a broad range of plant and algal species



Rubisco quantitation kit

Product #: AS09 409set

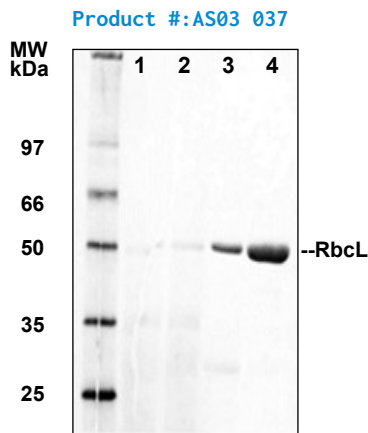
This kit is suitable for quantitation of Rubisco in plant, algal, bacterial and dinoflagellate samples, using quantitative immunoblotting. The kit contains anti-RbcL antibodies (AS03 037) with reactivity to a broad range of species, RbcL protein standard (AS01 017S), Protein Extraction Buffer (AS08 300) and a matching secondary antibody goat anti-rabbit HRP conjugated (AS09 602), dilution > 1 : 25 000.



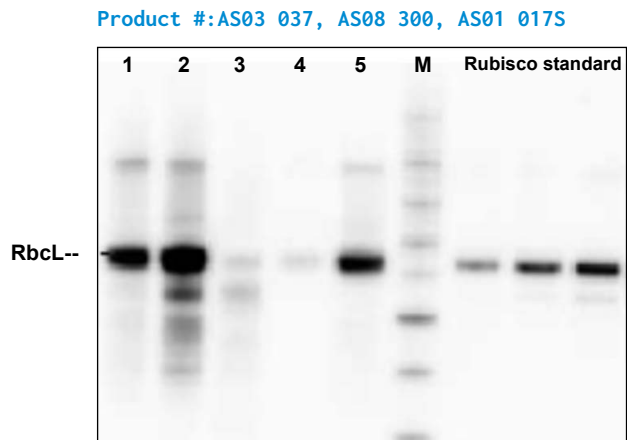
Protein standards

Product name.....	Product number	Applications
RbcL Rubisco positive control/quantitation standard.....	AS01 017S	WB
RbcL II Rubisco form II positive control/quantitation standard.....	AS15 2955S	WB

Application examples



Western blot using Agrisera RbcL antibody on 1 µg of chlorophyll from Cryptophyte samples (1,2) and 1 µg of chlorophyll (3) or 10 µg of total protein (4) from *A. thaliana* leaves.



Western blot using Agrisera RbcL antibody on 2 µg total protein from various extracts (1-5) extracted with PEB (AS08 300). Marker (M), and Agrisera Rubisco protein standard (AS01 017S).